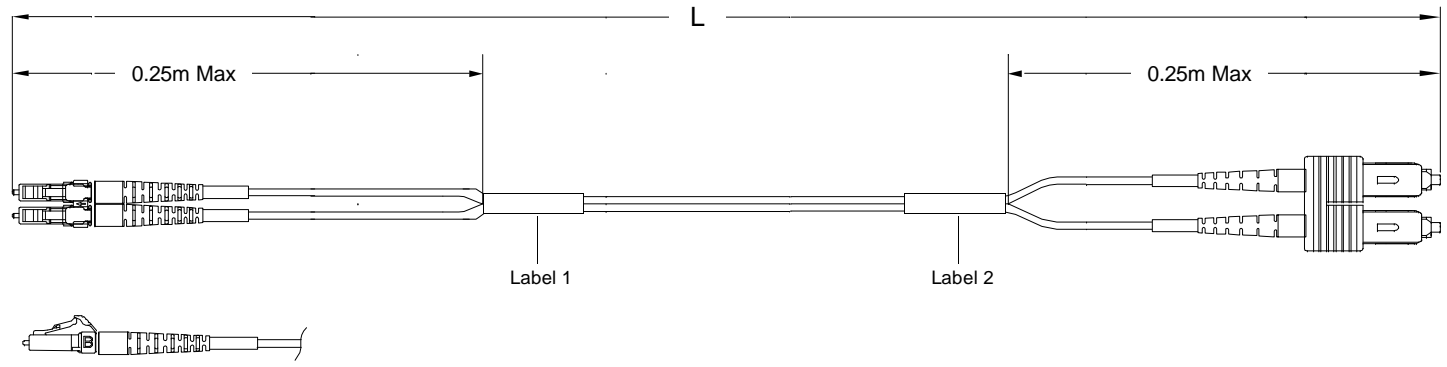


THIS DRAWING IS A CONTROLLED DOCUMENT  
1906071

USED ON



**Left Side**  
 Connector(s): LC-Duplex Secure  
 Mode: MM  
 Housing Color: Blue  
 Geom. Spec: N/A

**Fiber Path**  
 A - \_\_\_\_\_ - B  
 B - \_\_\_\_\_ - A

**Right Side**  
 Connector(s): SC-Duplex  
 Mode: MM  
 Housing Color: Beige  
 Geom. Spec: N/A

- Notes:
- 1 Product and Processing must meet requirements of Tyco Electronics Standard 230-702
  - 2 Includes dust caps (not shown on print).
  - 3 IL tested at 1300nm.
  - 4 Label 2 will not be present on any cable assembly less than 5 meters long.

THIS INFORMATION IS CONFIDENTIAL AND PROPRIETARY TO TYCO ELECTRONICS CORPORATION. IT IS NOT TO BE DISCLOSED TO ANY OTHER PERSON OR ENTITY WITHOUT THE WRITTEN AUTHORIZATION OF TYCO ELECTRONICS CORPORATION, HARRISBURG, PENNSYLVANIA

LOC
CE
DIST
16

A	Rev Per EC#	RELEASE	4/21/2009	-	JB				
P	LTR	REVISION RECORD	DATE	DN	APVD				

DIMENSIONS:	TOLERANCES UNLESS OTHERWISE SPECIFIED:
meters	0 PLC ± .
	1 PLC ± .
	2 PLC ± .
	3 PLC ± .
	4 PLC ± .

Restricted To:

DIN	Cable Assy Configurator	MATERIAL	HEAT TREAT
CHK	James Barry		
APVD	James Barry	<b>AMP</b> Tyco Electronics, Inc. Harrisburg, PA 17105-3608	
NAME	FO C/A - 2 fiber, XG - 50/125, OFNR (Riser) jacket, LC-Duplex Secure to SC-Duplex		
SCALE	SIZE	DRAWING NO	SHEET
NTS	A2	C- 1906071	1 of 4
			REV A

8 7 6 5 4 3 2 1

USED OR

THIS DRAWING IS A CONTROLLED DOCUMENT. BFC/ND

Part #	L (meters)	L (feet)	LC-Duplex Secure, Blue		SC-Duplex, Beige	
			IL (dB)	RL (dB)	IL (dB)	RL (dB)
0-1906071-1	0.950 - 1.050	3.11 - 3.44	0.5	-	0.5	-
0-1906071-2	1.950 - 2.050	6.39 - 6.72	0.5	-	0.5	-
0-1906071-3	2.950 - 3.050	9.67 - 10.00	0.5	-	0.5	-
0-1906071-4	3.920 - 4.080	12.86 - 13.38	0.51	-	0.51	-
0-1906071-5	4.920 - 5.080	16.14 - 16.66	0.51	-	0.51	-
0-1906071-6	5.920 - 6.080	19.42 - 19.94	0.51	-	0.51	-
0-1906071-7	6.920 - 7.080	22.70 - 23.22	0.51	-	0.51	-
0-1906071-8	7.920 - 8.080	25.98 - 26.50	0.51	-	0.51	-
0-1906071-9	8.850 - 9.150	29.03 - 30.01	0.51	-	0.51	-
1-1906071-0	9.850 - 10.150	32.31 - 33.30	0.52	-	0.52	-
1-1906071-1	10.850 - 11.150	35.59 - 36.58	0.52	-	0.52	-
1-1906071-2	11.850 - 12.150	38.87 - 39.86	0.52	-	0.52	-
1-1906071-3	12.850 - 13.150	42.15 - 43.14	0.52	-	0.52	-
1-1906071-4	13.850 - 14.150	45.43 - 46.42	0.52	-	0.52	-
1-1906071-5	14.850 - 15.150	48.72 - 49.70	0.52	-	0.52	-
1-1906071-6	15.840 - 16.160	51.96 - 53.01	0.52	-	0.52	-
1-1906071-7	16.830 - 17.170	55.21 - 56.33	0.53	-	0.53	-
1-1906071-8	17.820 - 18.180	58.46 - 59.64	0.53	-	0.53	-
1-1906071-9	18.810 - 19.190	61.71 - 62.95	0.53	-	0.53	-
2-1906071-0	19.800 - 20.200	64.96 - 66.27	0.53	-	0.53	-
2-1906071-1	20.790 - 21.210	68.20 - 69.58	0.53	-	0.53	-
2-1906071-2	21.780 - 22.220	71.45 - 72.90	0.53	-	0.53	-
2-1906071-3	22.770 - 23.230	74.70 - 76.21	0.53	-	0.53	-
2-1906071-4	23.760 - 24.240	77.95 - 79.52	0.54	-	0.54	-
2-1906071-5	24.750 - 25.250	81.20 - 82.84	0.54	-	0.54	-
2-1906071-6	25.740 - 26.260	84.44 - 86.15	0.54	-	0.54	-
2-1906071-7	26.730 - 27.270	87.69 - 89.46	0.54	-	0.54	-
2-1906071-8	27.720 - 28.280	90.94 - 92.78	0.54	-	0.54	-
2-1906071-9	28.710 - 29.290	94.19 - 96.09	0.54	-	0.54	-
3-1906071-0	29.700 - 30.300	97.44 - 99.40	0.55	-	0.55	-
3-1906071-1	30.690 - 31.310	100.68 - 102.72	0.55	-	0.55	-
3-1906071-2	31.680 - 32.320	103.93 - 106.03	0.55	-	0.55	-
3-1906071-3	32.670 - 33.330	107.18 - 109.35	0.55	-	0.55	-
3-1906071-4	33.660 - 34.340	110.43 - 112.66	0.55	-	0.55	-
3-1906071-5	34.650 - 35.350	113.68 - 115.97	0.55	-	0.55	-
3-1906071-6	35.640 - 36.360	116.92 - 119.29	0.55	-	0.55	-
3-1906071-7	36.630 - 37.370	120.17 - 122.60	0.56	-	0.56	-
3-1906071-8	37.620 - 38.380	123.42 - 125.91	0.56	-	0.56	-
3-1906071-9	38.610 - 39.390	126.67 - 129.23	0.56	-	0.56	-
4-1906071-0	39.600 - 40.400	129.92 - 132.54	0.56	-	0.56	-
4-1906071-1	40.590 - 41.410	133.16 - 135.85	0.56	-	0.56	-
4-1906071-2	41.580 - 42.420	136.41 - 139.17	0.56	-	0.56	-

Qty	U of M	Description	Item No.
2	piece	Trace Label	10
2	piece	CONN SUBASSY, MM, SC 1.6MM	9
4	piece	Eyelet/Shrink tube assembly - White	8
2	piece	SC Duplex Clip	7
AR	meter	2 Fiber, XG-50/125, 2.0mm, Twinzip, Aqua, OFNR (Riser)	6
2	piece	2.5mm ferrule cover	5
2	piece	SC Simplex Housing, Beige	4
2	piece	LC Connector Assy, 1.6mm-2.0mm, MM	3
1	piece	LC Duplex clip, black	2
4	piece	LC, SC, FC Straight Boot, Beige	1

THIS INFORMATION IS CONFIDENTIAL AND PROPRIETARY TO TYCO ELECTRONICS CORPORATION. IT IS TO BE CONTROLLED AND NOT DISCLOSED TO ANYONE OTHER THAN TYCO ELECTRONICS PERSONNEL WITHOUT WRITTEN AUTHORIZATION FROM TYCO ELECTRONICS CORPORATION, HARRISBURG, PENNSYLVANIA.

LOC  
CE  
DIST  
16

P	LTN	Rev	Per	EC#	RELEASE	DATE	DN	APVD
		A				4/21/2009	-	JB

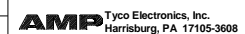
REVISION RECORD

RESTRICTED TO:

DIMENSIONS: meters

TOLERANCES UNLESS OTHERWISE SPECIFIED:

Ø	±	-
PLC	±	-
PLC	±	-
PLC	±	-
PLC	±	-
PLC	±	-

DIN	Cable Assy Configurator		MATERIAL	HEAT TREAT
DK	James Barry		-	-
APVD	James Barry		 Tyco Electronics, Inc. Harrisburg, PA 17105-3608	
NAME	FO C/A - 2 fiber, XG - 50/125, OFNR (Riser) jacket, LC-Duplex Secure to SC-Duplex			
SCALE	SIZE	DRAWING NO	SHEET	REV
NTS	A2	C- 1906071	2 of 4	A

8 7 6 5 4 3 2 1

CAC Customer Layout Rev: D

D  
C  
B  
A

USED ON

Part #	L (meters)	L (feet)	LC-Duplex Secure, Blue		SC-Duplex, Beige	
			IL (dB)	RL (dB)	IL (dB)	RL (dB)
4-1906071-3	42.570 - 43.430	139.66 - 142.48	0.56	-	0.56	-
4-1906071-4	43.560 - 44.440	142.91 - 145.80	0.57	-	0.57	-
4-1906071-5	44.550 - 45.450	146.16 - 149.11	0.57	-	0.57	-
4-1906071-6	45.540 - 46.460	149.40 - 152.42	0.57	-	0.57	-
4-1906071-7	46.530 - 47.470	152.65 - 155.74	0.57	-	0.57	-
4-1906071-8	47.520 - 48.480	155.90 - 159.05	0.57	-	0.57	-
4-1906071-9	48.510 - 49.490	159.15 - 162.36	0.57	-	0.57	-
5-1906071-0	49.500 - 50.500	162.40 - 165.68	0.58	-	0.58	-
5-1906071-1	50.490 - 51.510	165.64 - 168.99	0.58	-	0.58	-
5-1906071-2	51.480 - 52.520	168.89 - 172.30	0.58	-	0.58	-
5-1906071-3	52.470 - 53.530	172.14 - 175.62	0.58	-	0.58	-
5-1906071-4	53.460 - 54.540	175.39 - 178.93	0.58	-	0.58	-
5-1906071-5	54.450 - 55.550	178.64 - 182.25	0.58	-	0.58	-
5-1906071-6	55.440 - 56.560	181.88 - 185.56	0.58	-	0.58	-
5-1906071-7	56.430 - 57.570	185.13 - 188.87	0.59	-	0.59	-
5-1906071-8	57.420 - 58.580	188.38 - 192.19	0.59	-	0.59	-
5-1906071-9	58.410 - 59.590	191.63 - 195.50	0.59	-	0.59	-
6-1906071-0	59.400 - 60.600	194.88 - 198.81	0.59	-	0.59	-
6-1906071-1	60.390 - 61.610	198.12 - 202.13	0.59	-	0.59	-
6-1906071-2	61.380 - 62.620	201.37 - 205.44	0.59	-	0.59	-
6-1906071-3	62.370 - 63.630	204.62 - 208.75	0.59	-	0.59	-
6-1906071-4	63.360 - 64.640	207.87 - 212.07	0.6	-	0.6	-
6-1906071-5	64.350 - 65.650	211.12 - 215.38	0.6	-	0.6	-
6-1906071-6	65.340 - 66.660	214.37 - 218.70	0.6	-	0.6	-
6-1906071-7	66.330 - 67.670	217.61 - 222.01	0.6	-	0.6	-
6-1906071-8	67.320 - 68.680	220.86 - 225.32	0.6	-	0.6	-
6-1906071-9	68.310 - 69.690	224.11 - 228.64	0.6	-	0.6	-
7-1906071-0	69.300 - 70.700	227.36 - 231.95	0.61	-	0.61	-
7-1906071-1	70.290 - 71.710	230.61 - 235.26	0.61	-	0.61	-
7-1906071-2	71.280 - 72.720	233.85 - 238.58	0.61	-	0.61	-
7-1906071-3	72.270 - 73.730	237.10 - 241.89	0.61	-	0.61	-
7-1906071-4	73.260 - 74.740	240.35 - 245.20	0.61	-	0.61	-
7-1906071-5	74.250 - 75.750	243.60 - 248.52	0.61	-	0.61	-
7-1906071-6	75.240 - 76.760	246.85 - 251.83	0.61	-	0.61	-
7-1906071-7	76.230 - 77.770	250.09 - 255.15	0.62	-	0.62	-
7-1906071-8	77.220 - 78.780	253.34 - 258.46	0.62	-	0.62	-
7-1906071-9	78.210 - 79.790	256.59 - 261.77	0.62	-	0.62	-
8-1906071-0	79.200 - 80.800	259.84 - 265.09	0.62	-	0.62	-

THIS DRAWING IS A CONTROLLED DOCUMENT.

THIS INFORMATION IS CONFIDENTIAL AND PROPRIETARY TO TYCO ELECTRONICS CORPORATION. IT IS TO BE KEPT CONFIDENTIAL AND NOT DISCLOSED TO ANY OTHERS WITHOUT THE WRITTEN AUTHORIZATION OF TYCO ELECTRONICS CORPORATION, HARRISBURG, PENNSYLVANIA.

LOC  
CE  
DIST  
16

A	Rev Per EC#	RELEASE	4/21/2009	-	JB				
P	LTR	REVISION RECORD	DATE	DN	APVD				

RESTRICTED TO:

Restricted To:

DIN Cable Assy Configurator		MATERIAL	HEAT TREAT
OK James Barry			
APVD James Barry		<b>AMP</b> Tyco Electronics, Inc. Harrisburg, PA 17105-3608	
NAME FO C/A - 2 fiber, XG - 50/125, OFNR (Riser) jacket, LC-Duplex Secure to SC-Duplex			
SCALE NTS	SIZE A2	DRAWING NO C- 1906071	SHEET 3 of 4
			REV A

8 7 6 5 4 3 2 1

CAC Customer Layout Rev: D

D  
C  
B  
A

USED ON

**Label 1**

Per specification 107-1645-1




Trace # - Bar Code  
 Trace # - Human Readable  
 Part Number  
 Country of Origin

This label is used on all lengths on this drawing.

**Label 2**

Per specification 107-1645-1



Trace # - Bar Code  
 Trace # - Human Readable  
 Part Number  
 Country of Origin

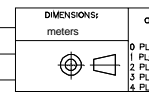
This label is used on all lengths on this drawing.

THIS DRAWING IS A CONTROLLED DOCUMENT.

THIS INFORMATION IS CONFIDENTIAL AND PROPRIETARY TO TYCO ELECTRONICS CORPORATION. IT IS NOT TO BE DISCLOSED TO ANYONE OTHER THAN TYCO ELECTRONICS PERSONNEL, WITHOUT WRITTEN AUTHORIZATION FROM TYCO ELECTRONICS CORPORATION, HARRISBURG, PENNSYLVANIA.

LOC  
 CE  
 DIST  
 16

A	Rev Per EC#	RELEASE	4/21/2009	-	JB		
P	LTR	REVISION RECORD	DATE	DIN	APVD		



DIMENSIONS:  
 meters

TOLERANCES UNLESS OTHERWISE SPECIFIED:

0 PLC	±	-
1 PLC	±	-
2 PLC	±	-
3 PLC	±	-
4 PLC	±	-

Restricted To:

DIN	Cable Assy Configurator	MATERIAL	HEAT TREAT
CHK	James Barry		
APVD	James Barry	<b>AMP</b> Tyco Electronics, Inc. Harrisburg, PA 17105-3608	
NAME	FO C/A - 2 fiber, XG - 50/125, OFNR (Riser) jacket, LC-Duplex Secure to SC-Duplex		
SCALE	SIZE	DRAWING NO	SHEET
NTS	A2	C- 1906071	4 of 4
			REV
			A

D  
C  
B  
A